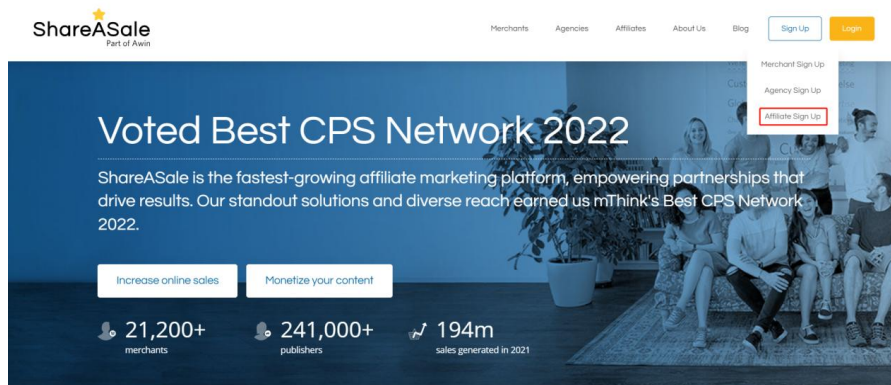


Applying for an Affiliate Account

1. Visit [Shareasale.com](https://shareasale.com) and click the [Affiliate Sign Up](#) to start.



2. Create a username and password.



Affiliate Account Creation

Login Details

Create username

Create password

Confirm password

Your Country Where is my country?

Step 2 By clicking "Step 2" you are agreeing to the [Awin Group Privacy Policy](#) and [Terms of Agreement](#)

3. Fill in the website information.

Note: Make sure your site is up and running before you apply.



Affiliate Account Creation

1 USERNAME: altsidcur
2 PASSWORD:
3 WEBSITE:
4 EMAIL:
5 CONTACT:
6 PAYMENT:

[Logout](#)

Basic information

- Primary website associated with account
- Other websites may be added to the account later
- This website will be visible to merchants when applying to their programs
- This website will be used to verify information you enter

Important: You must have and operate at least one website in order to create a publisher account at ShareASale.com. If you plan on doing most of your advertising and promotion using pay per click, Google AdSense, Overture, Etc., you still must have a website that identifies your business.

Website URL

Website Information

Please Answer the Yes/No Questions below and check any boxes that pertain to the website above. Important: Providing details about your website will speed up your application approval.

Your Website is written in what Language?

Website Content

Does your website contain adult content or link to sites that contain adult content? Yes No

Promotional Strategies

Do you utilize sponsored listings in Pay Per Click search engines? Yes No

Do you utilize coupons as part of your promotional strategy? Yes No

Do you utilize a browser "Add on", toolbar, or other downloadable applications? Yes No

Are you an advertising network or affiliate network? Yes No

Do you have a network of publishers to which you deliver ads? Yes No

Do you display advertisements on sites that you don't own? Yes No

Step 3

4. Confirm your email address.



Affiliate Account Creation

- 1 USERNAME: Alliedecker
- 1 ID: 3057879
- 2 WEBSITE: [hubspot.com \(Edit\)](#)
- 3 EMAIL:
- 4 CONTACT:
- 5 PAYMENT:

[Logout](#)

Email Address & Confirmation

ShareASale requires a valid email address to associate with your affiliate account. You will be asked to confirm the data through the email address you provide below.

Important: You must have access to the email address you enter, and address must be able to accept email from: Shareasale@Shareasale.com.

Also, entering an email address that uses the same domain as the website you entered will result in a faster application approval.

Standard Application

Step 4

5. Fill in the contact information where you want ShareASale to send your payments.



Affiliate Account Creation

- 1 USERNAME: Alliedecker
- 1 ID: 3057879
- 2 WEBSITE: [hubspot.com \(Edit\)](#)
- 3 EMAIL: [ojaokomo@gmail.com \(Edit\)](#)
- 4 CONTACT:
- 5 PAYMENT:

[Logout](#)

Contact Information

First Name	Last Name
Checks Payable To / Organization	Phone Number
Address Line 1	
Address Line 2	
City	State / Province
Zip or Postal Code	Nigeria
Support Phone Pin	Program Description
7820	Please provide a brief description of your site or your marketing plans.
	0 / 240 Characters

Incentive Website?

An incentive program is a website that rewards visitors for performing actions. Examples include Pay-To-Read Email sites, Reward or Charity sites, etc...

My site operates as an incentive program: Yes No Unsure

Domain Ownership

Do you own the domain [hubspot.com](#)? Yes, I verify. No, I do not own the domain.

Step 5

6. Fill in your payment information.

Note: Shareasale does not use PayPal but does offer payment via ACH or physical check.

ShareASale
Part of Awin

Affiliate Account Creation

SECURE PAGE

1 USERNAME: Alliedecker
1 ID: 3057879
2 WEBSITE: hbspot.com (Edit)
3 EMAIL: ojaokomo@gmail.com (Edit)
4 CONTACT: Copy (Edit)
5 PAYMENT:

[Logout](#)

Payment Information

The final step is to let us know how you would like to be paid for the commissions that you generate.

- Payments are made on the 20th of every month that you qualify for payment*.
- You may choose your payment method after the signup.
- You may also change your payment method once accepted into the network.

2 Payment Options:

1. Check via Postal Service. (5-6 Business Days)
2. Check via Federal Express.

*\$50 Minimum Required to receive payment

Choose Later...
 Send Check via Postal Mail
 Send Check via Federal Express (\$20 surcharge per check)

[Complete Sign Up](#)

SHAREASALE.COM, INC. 2000 — 2021

7. Complete Sign-Up, and wait for the approval. Your application will typically be reviewed and approved in 2-3 days.

Getting Started With Shareasale

1. Click Affiliate Login.
2. Enter your username and password.
3. Click “[search for merchants](#)”.

ShareASale
Part of Awin

REPORTS **MERCHANTS** LINKS TOOLS ACCOUNT PAYMENTS

[SEARCH FOR MERCHANTS](#)

Activity Feed

SEARCH FOR MERCHANTS

MERCHANT STATUS
DATAFEED MERCHANTS
COUPONS AND DEALS
BLACK FRIDAY AND CYBER MONDAY DEALS
MERCHANT INVITATIONS
DOWNLOAD YOUR MERCHANT LIST
DOWNLOAD MERCHANTS ITP STATUS

Today

Any due payments will be issued on the 20th of the month as

Today

At A Glance

Current Balance

\$ 0.00

It's OK! You've just joined!
Use [Merchant Search](#) and find the right program to start earning commissions.

[Setup Direct Deposit](#)
You are currently being paid by check. Update your payment settings.

Alerts

● Tax Form Needed : 1

4. Enter “[aspirecig](#)” to search, find aspirecig merchant, and click the applying button.

ShareASale
Part of Awin

REPORTS MERCHANTS LINKS TOOLS ACCOUNT PAYMENTS

Find Merchants

Search Results

aspirecig

Go

Relevance

Results "aspirecig"
Viewing: 1 - 1 of 1

aspire

Shenzhen Elgate Technology Co., Ltd.
Merchant ID: 130287
Computers/Electronics
www.aspirecig.com

5.00% Per Sale
1000+ Power Rank
\$1.27 EPC

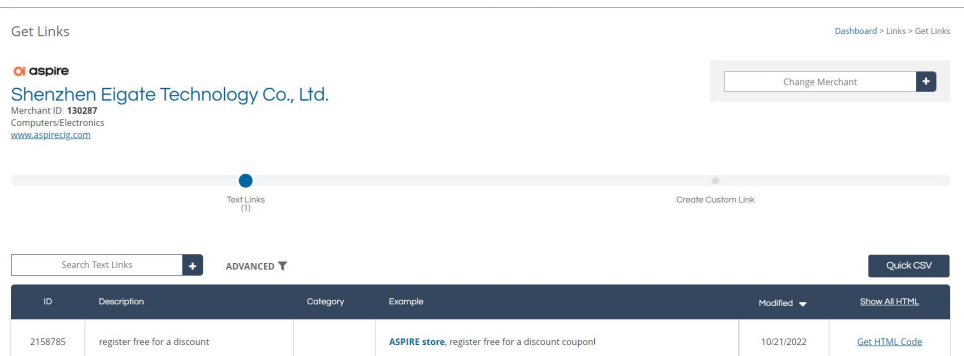
[GET LINKS](#)

CATEGORIES

- Accessories 1536
- Art/Music/Photography... 208
- Auction Services 0
- Automotive 126
- Books/Media 99
- Business 173
- Career/Jobs/Employment... 25
- Clothing 1623

5. Wait for the application to be approved. Once approved, you can get the links from Aspire. There're two methods to get the link, which depend on your personal needs.

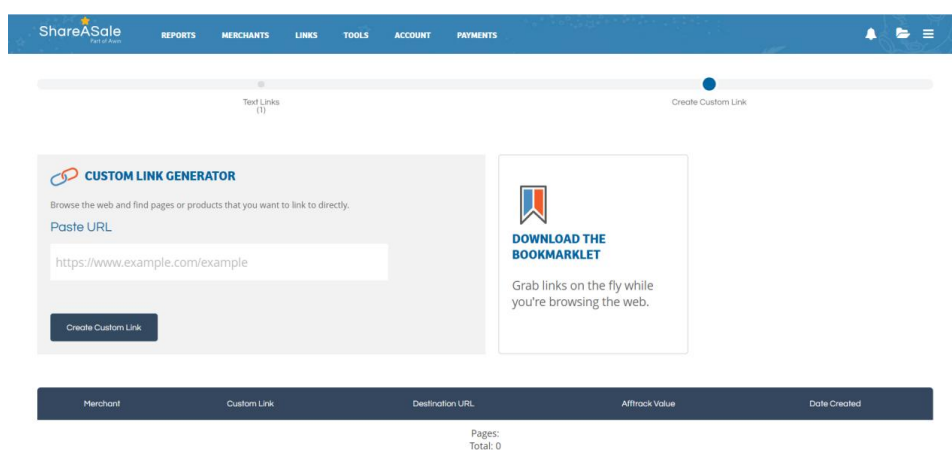
(1)Text Links



The screenshot shows the 'Get Links' interface for a merchant. At the top, it displays the merchant's name 'Shenzhen Eigate Technology Co., Ltd.' and a 'Change Merchant' button. Below this is a progress bar with two steps: 'Text Links (1)' and 'Create Custom Link'. A search bar and an 'ADVANCED' filter are present. A table lists the generated links:

ID	Description	Category	Example	Modified	Show All HTML
2158785	register free for a discount		ASPIRE store, register free for a discount coupon!	10/21/2022	Get HTML Code

(2)Create a custom link



The screenshot shows the 'CUSTOM LINK GENERATOR' interface. It includes a 'Paste URL' field with the example 'https://www.example.com/example' and a 'Create Custom Link' button. To the right, there is a 'DOWNLOAD THE BOOKMARKLET' section with the text 'Grab links on the fly while you're browsing the web.' Below the main content is a table header with columns: Merchant, Custom Link, Destination URL, Afftrack Value, and Date Created. At the bottom, it shows 'Pages: Total: 0'.

6. Get your link, promote to bring sales.

7. Earn partnership commission.

Note: If you have further questions about Aspire affiliate program, please feel free to contact us.

Email: social@aspirecig.com

Facebook/ Instagram: [@aspirecigs](#)